

The ROAD RUNNER

MAFCA "Certificate of Continuing Excellence" 2010, MARC Newsletter of the Year 2010

MAFCA Charter

MAFCA "Newsletter of the Year" 2009, MARC "Award of Excellence" 2011

MARC Region



Officers

| | |
|------------------------------|---------------------------------|
| President: | Malcolm McIntyre |
| Vice President: | John Kunkle |
| Secretary: | Sandi Shaw |
| Treasurer: | Bob Martin |
| Activities/Tours : | Cheryl Taylor & Sherri McIntyre |
| Technical | Ray Meyer |
| Concerns/Calling: | Karol Russell |
| Historian: | Vicky Roseberry |
| Membership/Public Relations: | Liz Blakley |
| Merchandising: | Mary Ann Jones |
| Newsletter/Publishing: | Sherry Winkinhofer |
| Property: | Nelson Young |
| Webmaster: | Dave Telles |
| Director: | Bob Russell |
| Director: | Walt Jones |

Birthdays

| | | | |
|-------------------|-------|-------------------|-------|
| Karol Russell | 08/01 | Etta Ridgeway | 08/09 |
| Sandy Skaggs | 08/01 | Sandy Hank | 08/10 |
| Paula Sentry | 08/01 | Bob Paxton | 08/10 |
| Will Staron | 08/03 | Bill Auch | 08/19 |
| Laura Martin | 08/06 | Eddie Griggs | 08/19 |
| Nelson Young | 08/06 | Charles Nill | 08/21 |
| Kevin Kerr | 08/07 | Tim Fields | 08/22 |
| Janice Pellersels | 08/07 | Laurin Schutter | 08/25 |
| Terry Richardson | 08/07 | Mary Lou Matteson | 08/31 |
| Sandi Shaw | 08/07 | | |

Anniversaries

| | |
|---------------------------|-------|
| Nelson & Lanell Young | 08/04 |
| Scott & Michele Low | 08/08 |
| Devin & Cara Skillman | 08/16 |
| Charles & Geneva Rothrock | 08/24 |
| Larry & Virginia Weigum | 08/28 |
| Tim & Reva Fields | 08/29 |

Monthly Meeting

August 4th

6:00 dinner available at special price, 7:00 meeting
The American Legion, 92 Hwy & DD, Smithville MO

Board Meeting

August 21st

(The 3rd Thursday of the Month, 7 pm , Mid-Continent Library
Boardwalk Shopping Center, Barry Road and I-29

Technical Meeting & Breakfast Club

Every Wednesday 6:00 -10:00 AM
HY-Vee, 207 NW Englewood, Kansas City MO

Ice Cream & Socializing

Every Saturday evening 6:00 PM
Big Burger, 4700 NE Vivian
Kansas City MO 64119

Presidents Comments:

I don't know about you, but I really enjoyed that Polar Vortex that came down last week. The only downside was that I was out of town all week and never got a chance to get an old car out and enjoy the weather. As I write this today, its supposed to get to 100 and I think my Model A will be just about boiling sitting there in its garage.

Earlier in the month I saw that several club members got good publicity on the local TV channels by participating in the Parkville parade and our sister club, the Plain Ol' As had a nice write up in the Star during their time at the Art of the Machine in City Market.

I met one of my new neighbors by changing the oil out on the driveway and I no more than got under the car when over they came interested in what it was and asking question. Obviously the old cars are popular so lets keep them touring.

I'm looking forward to the tour at the National Archives and Air Museum and am hoping the weather breaks at least a little.



Malcolm McIntyre - President

A husband should always get in the last words— "yes dear".

Editor's Comments:

Well, I finally got the Old Lady back and she looks great! The oil leak is gone, the wheels have fresh powder coating, and newly painted fenders look so good!!

When I ended up on crutches just before I was heading to Nebraska to pick her up, I thought for sure I would have to miss the upcoming tour. But thanks to my cousin Ken and his friend Ron who went up with me and drove her back in 100 degree weather, she was here and ready to roll on Saturday. Isn't family wonderful!!

In fact, Ken even acted as chauffeur for me on the tour, as well as pushed me around in the wheelchair they supplied me at the National Archives. I was starting to feel quite spoiled! But somehow, I think he was enjoying it all. (Check out the 3rd picture, second row on page 4!) But I'm really ready to ditch these crutches and get back to normal. And now the Old Lady is ready to get back on the road, we'll soon be out there one way or another—Cousin Ken made it very clear he's ready anytime!

Happy "A"ing.



Sherry Wink, Editor





Activities & Regional Events

"Departure places and times for events will be published on the Web Site and Newsletter the month prior to the event".

Aug 2—Wheels 'n' Squeals

10:00 a—3:00 pm, \$10 fee goes to Wounded Warrior Project

13700 W 151st St, Olathe KS

For info: email: bbq@wheelsnsqueelsbbq.com

Or : www.wheelsnsqueels.com

August 9th & 10th—Shrine Automotive Swap Meet.

Lathrop Antique Car & Tractor Grounds

<http://www.lathropantique.com/>

August 15-17th—Ozarks Antique Auto Club 47th Annual Swap Meet

Free to the public, Gates open to the public at 7 am /close at 8:00 pm

Ozark Empire Fairgrounds in Springfield, Missouri

Interstate 44 & Highway 13 Exit; turn onto Norton Road

Contact John @ 417-736-3485 for general Swap Meet questions.

Contact Lois @ 567-674-8729 for scooter rentals

Save the dates!

Sept 9th—The Model A Era Home—Shawnee Town

1929

Sept 13th—Model A Appreciation Day

St. Joseph Mo

Sept 20th—Southside Parade

St. Joseph MO

Sept 28—City Market Art of the Car

Kansas City


Oct 11th—Warm Springs Ranch Tour

If you are planning on joining in on any of the tours or activities, but haven't put your name on a sign-up sheet, let Cheryl or Sherri know!
Phone: 816-456-4978 or Email: techguy@nwmomodela.com That way if it has to be canceled or has a location or the schedule changed, you will be notified!

Next meeting:

Harvey Roseberry will be sharing videos that are from the recent Tulsa Regional.

Come hear and see about the fun that occurred on that road trip and get psyched up for our regional next year!



Sunshine/Concerns



Karol Russell is our Sunshine/Concerns lady! If you know anybody in need of a card or phone call, please let her know.

And, if you just want to share the news of a happy event, such as a new grandbaby or a wedding, let her know that too!

Call 816-628-3929

International Model A Day Patch



This embroidered 3.5 iron-on patch is being offered for International Model A Day. They are \$3 each with proceeds going to the Model A Youth fund. There is a minimum order of 15. There will be a sign up sheet at the next two meetings and if we meet the minimum then we can make an order as a club.

Deadline for the Next Road Runner The 20th of the preceding month

Email to roadrunner@nwmomodela.com

Or mail to: Sherry Winkinhofer
14900 Green Briar Dr
Smithville Mo. 64089



Club Contact Information:

President Malcolm McIntyre

info@nwmomodela.com

All Officers: info@nwmomodela.com

Tours and Activities: tours@nwmomodela.com

Publications: RoadRunner@nwmomodela.com

Membership: Webmaster:

webguy@nwmomodela.com

Tech Advisor: techguy@nwmomodela.com

Visit www.nwmomodela.com today!

The club website is maintained by
Webmaster Dave Telles
Please email any info, pictures, questions &
suggestions to info@nwmomodela.com



Northwest Missouri Model A Ford Club Meeting

July 7, 2014 – 7:00 P.M.

The meeting was opened with the pledge of allegiance led by Vice President, John Kunkle. John then asked us for a moment of silence to remember those who are no longer with us. John introduced Ray Meyers who is a nephew-in-law of Dean Weller. Ray showed the DVD of Dean's 88th birthday party at Grandpa's garage earlier this year. He also talked about the Mini-Tiques Dean and his brother built and toured with back in the 60's for Smiley Burnett.

Secretary's Report: Minutes were approved as published in the Road Runner.

Treasurer's Report: Approved as read.

President: Malcolm said when we were at the Veterans Home in Cameron they gave him a wish list of items the residents could use. A list is on the back table for those wanting to donate anything.

Malcolm said there was an article in today's Star about the Plain Ole A's showing their cars at the city market Sunday. We will be at the city market the end of September with our Model A's.

Nine cars turned out for the Parkville parade on the 4th of July. Charlie and Judy Ishmael's car made it on the television news as well as Bill Auch's A.

Vice President: John had everyone participate in a quiz on the news in the latest Road Runner. Lanell Young one 1st prize for the most correct answers. Laura Cook and Gary Smith tied for second. Laura one by a flip of the coin. Prizes were awarded.

Activities/Touring: Signup sheets on the table or on line for the July 26 tour to the National Archives, Union Station and TWA Museum. Group will meet at 9:30 on Burlington at the old Petco lot to travel downtown. Also, signup sheet for the Oct 11 & 12 overnigher to Warm Springs Ranch in Boonville, Mo.

Concerns/Calling: Thank you card sent to Jim Spawn for the donuts he brought to the group traveling to the regional Saturday morning. Also card sent to Tulsa Model A Club for a great Regional.

Historian: Vicky reported the MARC Model A News May/June issue will be late due to illness of the editor.

Membership: Liz said 50 members present tonight with 2 guests, Ed & Marilyn Ernat. Dan & Maxine Turner joined the club this past month. Three Model A's from the club participated in the Cameron Car Show on June 27, Laura Cook, Dan & Maxine Turner and Jr. and Liz Blakely.

Merchandising: Mary Ann said she can have the club emblem put on anyone's shirt for \$5.00. Contact her if interested.

Properties: Nothing to report.

Technical: Malcolm was the winner of the technical question in last month's Road Runner.

Web Master: Nothing to report.

2015 Regional Chairman – Harvey said 35 club members made the trip to Tulsa for the 2014 regional. Tulsa presented our club with a \$750 check for seed money for the 2015 regional. The hotel for next year's regional was locked in last week. We need to start thinking of quality raffle items and door prizes for next year.

Director: Walt said there was a nice thank you to our club for sponsoring the Bonnie and Clyde Symposium in this month's Restorer magazine. Leland Daize has his picture in the article.


Meeting was adjourned at 8:15. Respectfully submitted by Sandi Shaw.



National Archives/Air Museum Tour July 26th

As you can see from the pictures below, it was a great tour to the downtown Kansas City area! The weather cooperated and held off on the rain until after the tour and the temperature was much lower than earlier in the week. Although our time schedule got off a little (Sherri said it felt like herding cats!), it all pulled together and worked out. The personal tour at the National Archives was thought provoking and very interesting to say the least. Lunch at Harvey's at Union Station was great, and there was even a little time to explore the station before leaving for the air museum. All in all, a great day for a Model A!





For Sale / Wanted

As a service to our members, the three area Model A clubs have decided to mutually share our classified ads sections! We are also now including items from our friends in the Central Iowa Model A Club (this will include Model A specific items only.) Ads will run approximately 3 months unless we are notified that the item is still available.

For Sale: Model A & Model B Engine Parts for sale.
Contact: Don Lobner 913 441-4649 (04/2014 NWMO)

Wanted: Single or pair of Missouri license plates, in good condition, for a pickup.

Contact: Philip Edwards 417-588-4006 (SWMMA 08/2014)

For Sale: 1929 Chevy 2-Door Sedan Disc Wheels-6 New tires mounted, Frame is rolling ready to go, Head is rebuilt, Block boiled out ridge removed and cylinders honed. Good straight body. Rod bearings (babbit) done

Contact: Bruce or Ginny 785 286-0329 or 785-286-0395

For Sale: 1929 Model a Pickup Closed Cab. Restored in 2006. \$8500

Contact: Ron Heuton 515-664-5169 (08/2014 CIMA)

For Sale: 1931 Model A Tudor black w/w/wall tires & light yellow rims, safety belts, big turn signals, stabilizer, GREAT running condition, excellent brakes, 14,000.00

Contact: 515-278-1234 leave message (06/2014 CIMA)

For Sale: Two (2) Brand-new in the package 21in metal stem tubes for sale. Nickel plated USA -\$65. Paid \$77 + shipping, got the wrong ones and waited too long to return them.

Contact: John Osborn (816) 436-0452

For Sale: 1929 Model "A" Roadster. It is a great driver, all original and looks good. \$18,000.00

Contact: Ronnie Todd rontodd@sbcglobal. (SWMMA 5/2014)

For Sale: 1980 shay 1929 roadster, cream yellow with black top; runs good. \$10,000.

Contact: Ed Graham 816-539-2244 or 816-812-8836 (06/2014 NWMO)

For Sale: 1930 Model "A" Ford Engine. Total rebuilt: valve seats, valves, adjustable lifters, Piston rings, oil pump, neoprene front & rear oil seals and Babbitt bearings. \$2,000.00.

Contact: Frances Radtke, 417-468-4079. (SWMMA 5/2014)

For Sale: 1929 Model A Pickup Closed Cab. Restored 2006. \$8500.

Contact: Ron Heuton 515-664-5196. (07/2014 CIMA)

For Sale: A pair of 1930 Missouri license plates, fair condition, \$100

Contact: Clyde Anderson 850-934-9684 or 850-449-1242 clydepns@bellsouth.net (07/2014 NWMO)

Garage Clothes

Here's a great ad from a 1928 W. C. Braun's Auto Supplies catalog.

Interesting that Khaki back then was a lot more green than what we call khaki today.

The text doesn't actually indicate what type of fabric is used, but I would guess cotton.

Per the text, the suits were available in all these colors plus white, while the frock was available only in the solid colors. And it only cost 50¢ extra to add your message to the back of these garments.

"Jim Dandy" Work Suits & Frocks With or Without Advertising Lettering

Suits— Extra well made. Big and roomy; no binding at crotch or arm pits. Seven large pockets. Button flap breast pocket with watch and pencil pocket combination. Side pocket for pliers or ruler. Reinforced triple stitched seams. Strain points have rip-proof bar tacks. Front of suit button closing. Furnished in Khaki, Blue, Hickory, Khaki and Blue, and White. (See illustrations.)

SUIT PRICES

| | |
|----------------|----------------|
| Size 36 8A9202 | Size 44 8A9210 |
| Size 38 8A9203 | Size 46 8A9211 |
| Size 40 8A9204 | Size 48 8A9212 |
| Size 42 8A9205 | Size 50 8A9213 |

State color preferred. If not stated, we ship Khaki.

2.42 NET each

They Advertise Your Business

Advertising Lettering

Similar to picture, 50¢ per garment extra, in lots of 3 garments or more only. Print names plainly.

BLUE

HICKORY

KHAKI and BLUE

KHAKI

Frocks— Loose and roomy slip-on work frocks. Covered buttons will not scratch fine surfaces. Side slit to reach underneath clothing. Adjustable belt. Triple stitched seams. Strain points bar tack reinforced. Patent no-rip buttons. Fine quality materials. Furnished in Khaki, Blue or White.

SUIT PRICES

| | |
|----------------|----------------|
| Size 36 8A9206 | Size 44 8A9214 |
| Size 38 8A9207 | Size 46 8A9215 |
| Size 40 8A9208 | Size 48 8A9216 |
| Size 42 8A9209 | Size 50 8A9217 |

State color. If not stated, we ship Khaki.

2.42 NET each

Pendant & Ring Sets

By Sherry Wink

A popular style of the Model A era were pendants with a matching ring. Here is a page showing a few of these from a 1931 Chas. L. Trout wholesale jewelry catalog I recently acquired.

The pieces on this page are all of gold and gemstones including diamonds accents. The chains are all 14k or 18k white gold, 16 inches in length. This appears to not include the length of the drop pendant. Some of the chains and settings are decorated with green and red gold.

The stones in these sets are sapphires, aquamarines, amethysts, "genuine sun ray crystals", "emeraldas", and "zirctones". These last two are not a misspelling! The only genuine stones are the aquamarines and amethysts and also the diamonds. The others are "Heller Hope" stones.

According to an internet search (<http://eragem.com/news/category/engagement-ring-news/antique-engagement-rings/>) L. Heller & Son were leading manufacturers of synthetic stones as early as 1890 with created pearls and rubies. By 1909 they were making sapphires too. But the "emeraldas" is most likely green glass as synthetic emeralds didn't make an appearance until 1935.

Synthetic stones were extremely popular in the 20's and 30's, and used with real gold and diamonds or even platinum. But they still hold their value today due to the quality that went into making them and the settings that they were used in.



The classic Rice Krispies Treats recipe—straight from Kellogg's website!"

Kellogg's first published the recipe on the box in 1941, but it was developed in 1939 by a Kellogg's employee as a fund raiser for Campfire Girls.

3 tablespoons butter
1 package (10 oz., about 40) JET-PUFFED Marshmallows OR
4 cups JET-PUFFED Miniature Marshmallows
6 cups Kellogg's® Rice Krispies® cereal

In large saucepan melt butter over low heat. Add marshmallows and stir until completely melted. Remove from heat.

Add RICE KRISPIES cereal. Stir until well coated.

Using buttered spatula or wax paper evenly press mixture into 13 x 9 x 2-inch pan coated with cooking spray. Cool. Cut into 2-inch squares. Best if served the same day.

MICROWAVE DIRECTIONS:

In microwave-safe bowl heat butter and marshmallows on HIGH for 3 minutes, stirring after 2 minutes. Stir until smooth. Follow steps 2 and 3 above. Microwave cooking times may vary.

Brands We Still Know

Rice Krispies were first sold by Kellogg's in 1928. It wasn't until 1929 that the words "Snap, Crackle, Pop" was used in advertising to describe the now famous sound the cereal makes. These words weren't added to the box until 1932. Although we now know the 3 Rice Krispies elves by those names, originally only Snap was put the box in 1933. Crackle and Pop were used in advertising starting in 1933 but weren't added to the box until 1941. The only time in advertising the elves didn't use these words was during WWII when they did public service ads telling people to "Save time, save fuel, save energy."

Interesting note: In Australia, they are called Rice Bubbles.



1929 Ad

Model A Quiz

Question: What is this Model A part?

by

For "Bragging Rights", put your answer on a postcard and send it to:

Ray Meyer, 710 NW Rosaceae Drive
Blue Springs MO 64015

or email Ray at techguy@nwmoModelA.com





Photo courtesy
of John Osborn

July Quiz Question

Question: What is this Model A part?

Answer: A Radius Rod Ball Felt



This month's winner was
Malcolm McIntyre!

Photo courtesy
of
Mikes-affordable Model A
Parts

Henry Ford's Accident

Malcolm McIntyre



Did you know that a competing auto maker almost kept Henry from seeing the Model A? That would be the type of headline one might see today on some internet news site but here's what really happened. The headline of the April 1, 1927 issue of The Augusta Herald announced that **HENRY FORD TAKEN BACK HOME**.

The article started with the still large print **Body Splinted, Magnate Lies Flat on Back**. "Behind the carefully guarded portals of his great estate at Dearborn, Henry Ford, reputed the world's richest man, flat on his back in bed Friday began a long period of absolute rest which his doctors said would fully restore his health. Chafing at the restraint of treatment in his own great hospital, Mr. Ford tenderly was returned to his home Thursday night, a ten mile ambulance ride."

The hospital mentioned was the Henry Ford Hospital in Detroit. Established in 1915 this facility now contains 802 beds. Dr. R. D. McClure the chief surgeon of the hospital at the time was summoned to care for Henry and he remained under his supervision until his discharge.

So was happened? Henry was driving south on Michigan Ave Sunday March 27th about 8:30 pm alone in a his "little coupe" As he emerged from the driveway of the Ford Laboratories in Dearborn a larger car, reportedly a Studebaker, coming from behind forced him off the road, down an embankment and into a tree. Henry was 64 at the time and suffered a concussion, brief unconsciousness and slight hemorrhage of the bladder and lungs. The car that hit him sped away from the scene and speculation at the time was that it was an assassination attempt.


This was speculation that Henry quickly squashed as untrue. Only the garage man and Mrs. Ford knew that Henry had gone back to his offices. It was stated that Henry's custom of going out alone at all hours caused concern to his friends but that no amount of council has availed to change it. Henry would recover such that he and Edsel would make history and drive the 15 millionth Model T off the assembly line on May 26, 1927.

Tech Article-STOPLIGHT SWITCH SHORTS

Submitted by Ray Meyer, Tech Director

John Osborn shared a good article with me a about stoplight switch shorts, from the winter 2006 Model A Times. I thought it would be a good idea to pass an excerpt along.

The Model A Times has received several re-ports of electrical shorts in the stoplight switch. One of our readers sent us his switch so that we could identify the problem. After removing the cover, it was clear that the switch contact had worn through the rod's fiber washer sufficiently enough to make contact with the metal washer on the front side of the fiber washer, causing an electrical short. See photo below.



We located four different configurations of the stoplight switch. All of the stoplight switches are apparently made in Taiwan, and there are four different manufactures in Taiwan making these switches. At this time all but one of the manufactured switches has a potential shorting problem.

THE POTENTIAL PROBLEM Operation of the switch contacts is dependent on the fiber washer attached to the center rod. As the spring loaded fiber washer is pushed forward, it pushes against the brass switch contact, causing it to push the upper contact against the lower switch contact, closing the switch circuit. When the switch is closed, there is 6 volts DC on the brass switch contacts. The problem of developing an electrical short occurs when the metal washer in front of the fiber washer is close to the same size as the fiber washer. When the fiber washer wears from contact with the upper brass switch contact, it allows the brass switch contact to short circuit against the metal washer.

Of the four manufactured stoplight switches, only one at this time is manufactured in such a way that it is unlikely that a short would occur. The other three have a high possibility of shorting with extended use and minimal wear on the fiber washer.

From an outward appearance, all four of the stoplight switches appear to be the same, with the exception of the insulator block that the two screws for the

harness wires attach. Each of the four stoplight switches has a different colored insulator block for the harness screws. The recommended switch, with the least possibility of shorting, has a RED insulator block for the harness screws. Internally, this switch has a large RED fiber washer, measuring .600" diameter. It has a very thin metal washer in the center of the fiber washer that measures .440" diameter. This leaves over 1/8" clearance between the fiber washer and the thin metal washer in the center. Two of these switches (with RED insulator block) were found on Model A's that were re-stored in the mid 1980's. It is unknown where the switches were purchased. See Figure 1.




Figure 1 - Best Made Switch

This next switch can be identified by the BROWN insulator block for the harness screws. Internally, this switch has a brown fiber washer, measuring .535" diameter. It has a thick metal washer and a snap ring in front of the fiber washer that measures .475" diameter. This leaves about 1/32" clearance between the fiber washer and the thick steel washer and snap ring. Extended use and wear on the fiber washer has caused the upper switch-contact to short against the steel washer and snap ring. This is the switch found shorted, shown on the previous page. See Figure 2 .




Figure 2 - Shorting Occurred

The third switch is identified by the YELLOW insulator block for the harness screws. Internally, this switch has a small WHITE fiber washer, measuring .525" diameter. It has a thick metal washer and a snap ring in front of the fiber washer that measures .435" diameter. This leaves about .045" clearance between the fiber washer and the thick steel washer and snap ring. Extended use and wear on the fiber

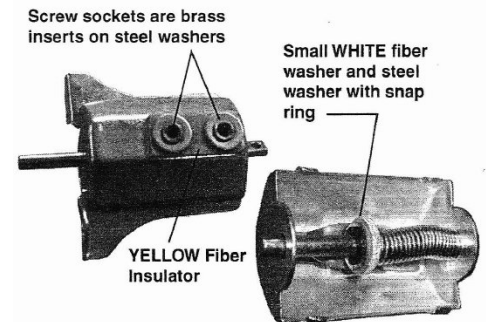


Figure 3 - Possibility For Shorting

washer can cause the upper switch-contact to short against the steel washer and snap ring

A fourth switch is made identical to the switch in Figure 1, with the exception that it has a BLACK insulator block for the harness screws. The internal fiber washer is RED and made the same as shown in Figure 1. This is a correctly made switch. There are still many of the switches shown in Figures 2 and 3 in the inventory of many parts suppliers. It is suggested that you search for the stoplight switch with the RED or BLACK insulator block for the harness screws for a safe operational switch. The Vintique Inc. switch with the YELLOW insulator for the harness screws is a very good switch after retrofit. You may want to pry the four tabs up, located on the top side of the switch, to open the housing and check for the correct fiber washer (retrofitted with a black fiber washer). We recommend you always install a safety fuse in your Model A electrical circuit (mounted on the Starter) to protect the wiring.

None of these switches can be reasonably modified by the user to fix their inherent deficiencies.

New Committee being formed for the 2015 Regional—

Laura Martin has proposed putting together a "*Free Time Opportunities*" committee to work on filling empty spaces in the schedule at our 2015 Regional. The plan is to come up with additional activities to entertain our guests in the evenings and in the time frames where no class or touring is going on. If you are interested in being part of this fun, plan on hanging over a little bit after the August meeting. There will be a short meeting to gauge the interest and start the planning! I'll be there!



Parkville Independence Day Parade

To the right is a shot of our cars as captured by the Kansas City Star Community Faces page. <http://mingle.kansascity.com/photos/2014/parkville-july-4th-parade-2014/#slide-116>.

Check it out for great shots of individual cars that you can purchase as a print or even on a t-shirt or mug!



Editor's Note: As I perused through the pictures of the Parkville parade, I just about fell out of my recliner!! Wow, is that John Kunkle finally getting his Phaeton out and running in an actual parade?!

I guess my digs at him at about how all us Ladies (Paula, Loura, and I) were getting and keeping our cars in touring shape but weren't seeing him driving his finally got to him!!! If I missed him in an earlier parade, sorry, but this is the first time I've seen a picture of him actually driving a Model A north of the river! I just had to give him a hard time.


Well done John, well done!



Nate's progress:

As you can see from the below pictures, Nate has been going full speed ahead on getting his Fordor up and running! He found a good motor at an auction that helped speed up the process, and per my last talk with him, is now in the process of building the car back together from the bottom up. A transmission from Milt helped too!

According to Nate, he plans on having it down in time to drive it to Senior Prom next spring! My money is on that actually happening, because he has been putting in a LOT of time working on the project. Might be just about time to check with him to see if he needs us to plan a few Garage Nite activities to give him an assist. If you see him at the next meeting, ask him for an update!



New Members!

Dan and Maxine Turner
Cameron, MO 64429

Welcome to the club!

Address Correction:

The 2012 directory had the wrong email for John and Beth Osborn.

Please update your book with their correct email: deluxea31@gmail.com



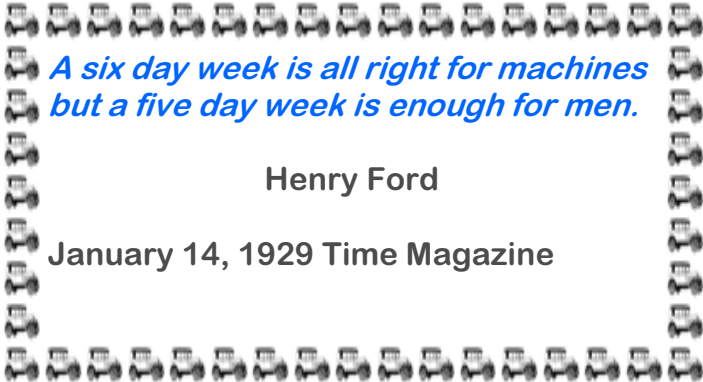
**AUTO
COLOR &
EQUIPMENT**

524 E. 23rd Street
Independence, MO 64055

Phone: 816-254-5630
Fax: 816-254-5635

TOUCH UP
Aerosols - Bottles
Computerized Color Match Available


www.auto-color.com



*A six day week is all right for machines
but a five day week is enough for men.*

Henry Ford

January 14, 1929 Time Magazine



Flashback Restoration
EST. 2009 IN HISTORIC WESTON, MO

SCOTT LOW
OWNER

17975 N 45 HWY
WESTON, MO 64098

816.807.6430

*Specializing in
Auto Restoration*

www.FlashbackRestoration.com

Twisted Metal!
Collision Repair and Restoration

Dustin Scott 816-284-1527

Tom Kautz
Owner

www.tomkautz.com

KAUTZ  **Electric
Auto Parts
Auto Glass**

Established 1916

Rebuilding Starters, Generators, and Alternators
6volt - 12 volt

920 Commercial St.
Atchison, KS 66002


Phone: (913) 367-1717

Affordable Machine Quilting
Where you can expect quality work in a
timely manner

Rose M. Hamer
cell# 816-288-9662

110 E. 3rd Street
Cameron, MO 64429
rose_hamer@yahoo.com

Kate Harp's Daughter, the next generation
of quilters



BRATTON'S
ANTIQUE AUTO PARTS



800-255-1929 Phone
www.brattons.com

800-774-1930 Fax
1606 Back Acre Circle
Mount Airy, MD 21771

Your source for Quality Model A Ford Parts since 1976

AMERICAN LEGION
USMC ARMY NAVY USAF COAST GUARD


Serving ALL Veterans and
the Community



Remembering
Those Who Served

Smithville American Legion Post 58
P.O. Box 158
Smithville, Missouri 64089
(816) 532-8115

LOCATED AT:
Hwy 92 & County Road DD
Find us on Facebook at:
<https://www.facebook.com/SmithvilleAmericanLegionPost58>



"A" REPAIR SHOP

BOB HESS

12731 CHERRY STREET, KANSAS CITY 64145
816-941-4101 Cell: 816-668-3902

SERVICE - REPAIRS - UPGRADES AND COMPLETE RESTORATION
 OVER 20 YEARS EXPERIENCE - MAFCA CERTIFIED MASTER JUDGE



516 South 70th Street
 Kansas City, KS 66111

913-788-2628
crosslinkpowdercoating@hotmail.com



EAGLE AUTO STRIPPING

Blasting With Plastic, Glass & Sand
 Fiberglass, Aluminum, Steel, Any Surface
www.eagleautostripping.net

(913) 334-6331
 Fax (913) 334-6333

7300 Kaw Drive (K32)
 Kansas City, KS 66111
 "Best Strip Joint In Town"

Mark Freeman



BRASSWORKS Aries Mufflers

New and Used Antique Parts

MILT'S MODEL 'A' REPAIR, PARTS & SALES

F.S. Modern Ignitions . Mitchell Overdrives
 Overdrive & 4-Speed Transmissions Installed

806 W South Avenue
 Blue Springs, MO 64015
hesfrt@sbcglobal.net

Milton Hessefort
 816-229-1949
 Cell 816-590-4317

A - Z Model A Parts - Zanes

Ron and Sondra Kester, Owners

773 Central Street

Glade, Kansas 67639

Phone: 785-543-6729

Fax: 785-543-3013

e-mail: 2officegirls@ruraltel.net

DON'S SERVICE

BORING • MILLING • SLEEVING VALVE SEATS

DON LOBNER
441-4649

26412 W. 87TH STREET
LENEXA, KS 66227

"HAVE AN 'A' DAY"




Michael Butcher

1-888-879-6453

email: mike@mikes-afordable.com
www.mikes-afordable.com



Specialising in 1928 - 1931 Model A Ford Parts



SHAW'S PAINTING

Carry in only. Body and paint work

\$20.00 an hour.

Can paint all top coats; usually use Dupont finishes

Jim Shaw

816-436-5538

Snyder's ANTIQUE AUTO PARTS

12925 Woodworth Rd. New Springfield, OH 44443

The World's Largest Selection of 1909-31 Ford Parts

FREE Fully Illustrated Catalog
 \$10.00 outside the U.S., Canada, & Mexico

**Servicing the Hobby
 For Over 50 Years!**

Toll Free Ordering (888) 262-5712 or FAX (888) 262-5713
 For technical info (330) 549-5313 or FAX (330) 549-2211
 Order On-Line @ www.snydersantiqueauto.com

Invitation To Join Model A Ford Club of America

New Membership

Name _____
 Spouse's Name _____
 Address _____
 City _____
 State _____ Zip _____
 Country _____ Telephone _____
 Permission to publish my telephone number in future Membership Rosters? Yes: ____ No: ____

Gift Membership

Name _____
 Spouse's Name _____
 Address _____
 City _____
 State _____ Zip _____
 Country _____ Telephone _____
 Permission to publish my telephone number in future Membership Rosters? Yes: ____ No: ____

~ Membership Benefits ~
The Restorer magazine • Technical Support • Local Chapters • National Meets • Era Fashion Guidelines •
 "How To Restore" Series • Judging Standards and Restoration Guidelines

Dues per year are
 U.S. Membership - \$40
 International Membership - \$50
 International First Class - \$56
 Make checks or money orders payable to
 MAFCA
 U.S. Funds Only

For Credit Card Orders ~

Visa / MasterCard (circle one)

Card Number: _____

Exp. Date: _____

Signature: _____

____ Membership Only ____ Membership + Initiation Package

**Optional Initiation Package
 For New Members Only**
 1 - Back Issue of *The Restorer*
 1 - MAFCA Lapel Pin
 1 - MAFCA Decal
 1 - Name Badge
 Only \$10 extra



Return this form and payment to:
 MAFCA

250 South Cypress Street • La Habra, CA 90631-5515

Source: MAFCA Web Site
 2008 Membership Form

MODEL "A" RESTORERS CLUB

6721 Merriman, Garden City, Michigan 48135

Membership Dues: Regular Mail: U.S. \$38;
 Air Mail: U.S./Canada \$50, International \$56 for the calendar year.
 Includes 6 issues of *Model "A" News* over a calendar year. U.S. funds only



Name (Print) _____

Spouse's Name _____

Address _____

City _____ State _____ ZIP _____

Phone Number _____

Is it ok to list phone number in club roster (yes or no)? _____

Signature _____

EMAIL address _____

Is it ok to list email address in club roster (yes or no)? _____

Circle one: Check | Visa | MasterCard | Discover Card

Card Number _____

EXP. Date _____ last 3 digit code on back of credit card: _____

THE ROAD RUNNER

% SHERRY WINKINHOFFER

14900 GREEN BRIAR DRIVE

SMITHVILLE MO 64089-8831