www.nwmomodela.com April 2013

The ROAD RUNNER

MAFCA "Certificate of Continuing Excellence" 2010, MARC Newsletter of the Year 2010

MAFCA Charter MAFCA *"Newsletter of the Year " 2009, MARC "Award of Excellence" 2011* MARC Region

Officers

President:	Walt Jones
Vice President:	Malcolm McIntyre
Secretary:	Sandi Shaw
Treasurer:	Bob Martin
Activities/Tours :	Lonie Hank
Technical	John Kunkel
Concerns/Calling:	Karol Russell
Historian:	Vicky Roseberry
Membership/Public Relations:	Lyman Ridgeway
Merchandising:	Mary Ann Jones
Newsletter/Publishing:	Sherry Winkinhofer
Property:	Junior Blakely
Webmaster:	Dave Telles
Director:	Ron Anderson
Director:	Bob Russell

Birthdays

Larry Weigum	04/07	Larry Gilmore	04/19
Judy Delaney	04/10	Mickey Staron	04/16
Gary Minor	04/14	Rhonda Forsen	04/22
Bob Dunham	04/19	Barbara Simon	04/30

Anniversaries

Will & Mickey Staron	04/02
Richard & Mary Rector	04/23
John & Janice Kunkle	04/25

Monthly Meeting

April 1st 2013
6:00 Dinner, 7:00 Meeting
The American Legion, 92 Hwy & DD,
Smithville MO

Board Meeting

April 18th, 2013
(The 3rd Thursday of the Month, 7 pm
The Mid-Continent Library
Boardwalk Shopping Center, Barry Road and I-29

Technical Meeting & Breakfast Club

Meets every Wednesday 6:00 AM-10:00 AM
HY-Vee, 207 NW Englewood, Kansas City MO 64118

Ice Cream & Socializing

Every Saturday evening 6:00 PM
Big Burger, 4700 NE Vivian Rd,
Kansas City MO 64119

Presidents Comments:

Wow, what a silent auction! If you missed this one you missed a really fun meeting. We had super participation as our attendance for this program was 83 members and guests. Once again as in the past many fine items were donated both Model A oriented and otherwise. I had my eye on a great looking pecan pie but alas I was out bid by some other pie connoisseur (who in this club is not a pie connoisseur ?). However, I did walk away with my billfold considerably flatter. This was our main fundraiser for the year and all that bought and sold items at the auction helped contribute to our club's coffers and therefore to the functions that we enjoy as a club. I would like to thank every one who attended. Special thanks are also due to our Auctionmiester Bill Auch and to his dedicated crew Bob Martin, Karol Russell and Mary Anne Jones. We have a number of other fun things planned. Don't forget our Annual Spring Shake Down. Lonie Hank has a great tour planned. Hope that you all can participate. By the way, you don't have to have a running Model A to join us. Those folks with "Ladies in Waiting" or with just an interest are always welcome to tour with us. Even though there was considerable disappointment over the cancellation of the Bo's Hollow trip; we are in the process of planning what we are hoping will be a great trip. This trip will be a five day bus trip up to the MAFFI Museum in Hickory Corners, Michigan and then on to Henry Ford Museum in Dearborn, Michigan with other interesting stops both going up and coming back. Our man Clyde Pace is working diligently on this. The price is right for this trip so see our treasurer Bob Martin and get on the sign up list. Hope to see you all on the shake down tour and at the April meeting.

Happy Model A Trails until I see you again

Walt Jones, President

The art of being wise is the art of knowing what to overlook

Editor's Comments:

Whoo-hoo, the first tour is only a few weeks away! Guess I better get out in the barn and see how the Old Lady's held up over the long winter. Poor thing hasn't had an outing since December, so I know she's anxious to go. But I need to make sure I print out a check list of spring maintenance chores to run through to make sure she travels well when we hit the pavement for the Shakedown Tour!

One thing I do know is that while I'm doing that, I'll have two little grease monkeys helping right along side me. And while they might not be much help under the hood, the Old Lady is going to SHINE when they get done with the Lucas Slick Mist. At least from about the middle down, since that's as high as they can reach!

Happy A'ing!

Sherry Wink, Editor

Activities & Regional Events

"Departure places and times for events will be published on the Web Site and Newsletter the month prior to the event".

★ ***Club Sponsored Activity***
◆ ***Club participation invited***

★★**April 4th—Northwest Missouri Model A Ford Club regular meeting Smithville MO 7:00**

★**April 6th—Shake Down Cruise**
Meet at the American Legion on 92 and DD Hwy
For a 10:30 departure.
A leisurely drive to Stewartsville for lunch at Plain Jane' Cafe

April 11th-14th-2013 MARC Membership Meet
Charlotte NC
modelarestorers.org or the latest Model A News

★~~**April 13th-14th-2013—Bo's Hollow Bus Trip**~~
Cancelled due to health issues of the owners.

April 13 -14th - 17th Annual Shriner's Swap Meet
24889 SE Hwy Lathrope MO, Antique Tractor Show Grounds
$3.00 donation per person.
Call 816-923-1975 or linda@arafatshrine.com for more info

◆ **April 20th—3rd Annual Make-A-Wish Car Show**
Springfield, MO Benefit for Convoy of Hope.
www.marketingclubcarshow @gmail.com for more info.

◆ **April 27th—Plain Ol A's Spring Fling to Manhattan KS**
Contact Teresa Gunther at (913) 682-2545
Or email ronsaresto@yahoo.com for more info

May 3rd-5th-2013 Lawrence Swap Meet
Douglas County 4-H Fairgrounds, 1/4 mile north of K-10 Highway (East 23rd Street) on Harper Street. www.lawrenceregionaaca.com.

★ **May 4th—Car Games**
Shoal Creek Police Academy, Pleasant Valley—Details Pending

May 6-10—2013 MAFCA National Tour
Blue Ridge Parkway Charlottesville, VA to Gatlinburg, TN
see MAFCA.com or latest RESTORER for details

May 9th-11th —45th Annual Chickasha Swap Meet
712 E. Choctaw, Chickasha OK
FREE parts hauling. Admission is **free**. Parking is $4.00. Call 405-224-6552 M-W-F from 10:30am to 2:30pm for info.

★**May 18—VA Vets Home Drive Up**
Cameron Veteran's Home
Details pending

★**May 25th—Atchison Fly-In**
Amelia Earhart Airport, 16701 286th Rd.
Details pending

★**June 8th—Annual Club Picnic**
Sailboat Cove Gazebo—Smithville lake
More details soon

★**June 16th—Lathrup Car Show**
Details pending

◆ **July 13—9th Annual Vineyard Grand Classic Car Show**
Vineyard Church, 12300 NW Arrowhead Trafficway, KC MO - Call: Joe Huffman 816-370-3987 email: littleperson@mac.com or Mark Wamboldt 816-878-0738.

★**June 17th-21st Wichita Regional**
Registration: Linda Kibbe(316) 838-3452
2967 Wedgewood Dr, Wichita, KS 67204
http://www.wichitaas.com/meet/meet.html

If you are planning on joining in on any of the tours or activities, but haven't put you name on a sign-up sheet, let Lonie know!
Phone: 816-781-6931 or Email: techguy@nwmomodela.com That way if it has to be canceled or has a location or the schedule changed, you will be notified!

Next Meeting:

The entertainment for the next meeting will be a presentation by the Kansas City Auto Museum about their efforts to establish an auto museum in KC. They aren't planning just a building with classic cars displayed, they want to tell the story of local car history, including auto workers, dealerships, racetrack and business. Should be interesting!

Sunshine/Concerns

Karol Russell is our Sunshine/Concerns lady! If you know anybody in need of a card or phone call, please let her know.

And, if you just want to share the news of a happy event, such as a new grandbaby or a wedding, let her know that too!

Call 816-628-3929

Deadline for the Next Road Runner

The 20th of the preceding month

Email to roadrunner@nwmomodela.com

Or mail to: Sherry Winkinhofer
14900 Green Briar Dr
Smithville Mo. 64089

Club Contact Information:

President Walt Jones 816-734-9964
All Officers: info@nwmoModelA.com
Tours and Activities:
tours@nwmomodela.com
Publications:
RoadRunner@nwmoModelA.com

Visit **www.nwmomodela.com today!**

The club website is maintained by Webmaster Dave Telles
Please email any info, pictures, questions & suggestions to
info@nwmoModelA.com

Northwest Missouri Model A Ford Club Meeting
March 4, 2013 American Legion Hall Smithville, Mo. 7:00 p.m.

The meeting began with the pledge of allegiance led by Vice President, Malcolm McIntyre. Our program for the evening was the Silent Auction. Everyone had a chance to look at the items and make their bids.

Secretary's Report: Minutes were approved as published in the Road Runner.

Treasurer's Report: Approved as read.

Old Business: Walt said 43 people have signed up to go on the Bo's Hollow trip in April.

New Business: Clyde Pace told us he has planned a motor coach trip to Dearborn, Mi. at the request of Walt. It will be Sept. 9 to Sept. 13. 30 people will be the minimum number for the trip to be a go. It will cost approximately $673.00 a person. A few of the stops will include Bronner's Christmas Store for the ladies, tour of the city of Frankenmuth, Mi., Henry Ford Museum and tour of the factory. For more information contact Walt.

John Osborn told us Dan & Dorothy Wantland's son is being conducted into the Hot Rod Hall of Fame in Gladstone, which they are very proud of.

Concerns/Calling: Thinking of you card sent to Margaret Minor and Kay Lawler. Also, new grandparents Eddie & Marilyn Griggs.

Membership: Lyman said there were 73 members and 10 guests present tonight. Guests included Richard & Delores Dahms, Terry and son Clay Nigard, Geneva & Charles Rothrock with grandson Nate Spears , Ron & Teresa Guenther. John & Billie Deal brought their son Jason.

Activities: Teresa Guenther, from the Plain Ole A's, invited club members to accompany the group on their Spring Fling to Topeka and Manhattan, Kansas. Event is April 19 – 20 – 21. They will be going to the Flint Hills Discovery Center in Manhattan, Ks, Kansas National Guard Museum and Old Prairie Town in Topeka. If interested contact Lonnie Hanks for more information.

Lonnie advised us of the following upcoming activities:

April 6 – Shake Down Cruise – April 27 Roasterie – May 4 Car Games at the Police Academy – May 18 Veterans Home – June 16 Lathrop Car Show – June 30 City Market Car Show.

Technical: Gary Smith identified the mystery part correctly**,** sleeve nut for door handle. The mystery picture for the women was correctly identified by Karol Russell, Kay Lawler and Sandi Shaw. It was a ladies ash tray.

Web Master: Currently updating the web calendar.

Regional 2015 Chairman: Harvey said the logo for the regional has been designed and will soon have a picture in the Road Runner for everyone to see.

Meeting adjourned at 8:15. Respectfully submitted by Sandi Shaw.

Plain Ol A's 2013 Spring Fling Tour April 19 — 20 - 21 to Topeka/Manhattan

Plain O1' A's Annual Spring Fling Tour will be to Topeka and the Flint Hills Discovery Center, Manhattan, Kansas, April 19 - 21. We will meet Friday, Apr 19 at the Legends McDonald's (I-435 & Parallel Parkway), Kansas City, Kansas at 8:00 am. Departure will be at 8:45 am. for Topeka. We'll take a northern route through Leavenworth, Jefferson, and Shawnee Counties. Upon arrival in Topeka, We'll visit the Kansas National Guard Museum. The museum has added more displays since our regional in 2011. When finished with the museum We'll head for lunch and then drive to Old Prairie Town for a 2:00 p.m. tour. After touring Old Prairie Town, We'll drive through the historic Potwin District and on to the Topeka Comfort Suites where We'll stay for the weekend. Saturday morning, We'll travel to Manhattan to visit the New Flint Hills I Discovery Center. Opened in the Spring of 2012, the center displays the eco-system and the geography of the Flint Hills. The facility has had excellent reviews and well worth a visit. Our afternoon will be a scenic drive through Manhattan to the Konza Prairie overlook, historic Pillsbury Crossing, through Alma and the Flint Hills back to the hotel. ' Information for the hotel is as follows:

Topeka Comfort Suites, 6213 SW 10*" Ave (Wanamaker/I-70), Topeka, KS 66615 1, Phone: (785) 246 - 6777, Room Rate: $94.99/night (2 Queens - 1 King), Reserve rooms Plain O1' A's - Model A before April 1, 2013. "Rooms reserved after that date will be upon availability and at the regular rate.

To sign up for this tour or for more information, call Theresa Guenther (913) 682 - 2545

March 4th Meeting

Not much time for the formal meeting, although we zipped through it. Most time was spent trolling for treasures on the auction tables! Hope you found as many fun things as I did! Our members were generous as usual, and some GREAT bargains were to be found. I know I brought a nice assortment of items back home with me.

There was a lot visiting back and forth, and some good natured wrangling trying to beat each others bid out for the more popular items. But the highest bidder always won, as it should be. And since you could only shadow one bid slip until the last minute, it all evened out!

We also heard from one of our visitors., Nate Spears, the grandson of Geneva & Charles Rothrock. Nate, 16, told us about learning to drive a Model A by taking it up and down his grandfather's driveway to figure out the stick shift. Apparently he figured it out quite quickly and then surprised his grandfather by taking it around the block. Nate was quite elegant about expressing his excitement about being a 16 year old driving an 80 year vehicle. I think we have a life long Model A'er here, and one I hope to interview soon for a longer article! See pictures on page 10~

Update from the Treasurer

Bob Martin, Treasurer

Once again the Northwest Missouri Model A Club has had a successful Silent Auction. Every year it is exciting to see the wide variety of donations. This year we had everything from new and used Model A parts to period women's fashions to wonderful looking pies; there was something for everyone.

Through the leadership of "Col." Bill Auch, the assistance of Mary Ann Jones and Karol Russell, the generous contributions of our members, and lively bidding of all present, a grand total of $1,492.00 was raised for our Club. Thanks to all that made this event possible, and our anticipation increases for the "treasures" we will find at next year's Auction.

Northwest Missouri Model A Ford Club –Dearborn September 9-13, 2013

Check out the trip planned for this fall. Interested? Talk to Clyde Pace or Walt at the next meeting. Sign up sheets will be posted, and deposits of $200 are being taken to reserve your spot for this great trip! Total cost per person - Double, $673.00

MONDAY 9 SEPTEMBER

This is a travel day with stops about every 2 hrs, lunch in the St Louis area and dinner on your own close to the hotel. We'll be staying at the Hampton Inn, 1777 W High Point Dr, La Porte, IN

TUESDAY 10 SEPTEMBER

After an included breakfast at the hotel and a short morning drive, we arrive at the GILMORE MUSEUM, here they have a Model A Ford Section, Franklin Collection over 150 vehicles, 50's Diner and lots more. (Admission Fee included). Light lunch is available ~ we'll have a great included dinner that evening. Then it's on to BRONNER'S CHRISTMAS STORE... With 5.5 football fields of Christmas under one roof, Bronner's is the LARGEST Christmas store in the world! Easily handling over Z million visitors annually! You can receive a free Christmas ornament w/$25 purchase. 25 Christmas Lane, Frankenmuth, IVll. After 3 hours or so at the Christmas Store, we'll board our motor coach for a tour of the City of Frankenmuth. We'll have a local guide with us to provide the history of the this unique German Heritage town starting with the Lutheran Church, the initial foundation of the town. After our tour, we'll be in for the night at the beautiful Bavarian Inn Lodge, a 3'40 room Convention Center with many amenities... After you get settled into your room, an included authentic German dinner of Schnitzel will be served in their dining room. We'll eat and have provided entertainment from 6:30 to around 8 pm. After that you are free to attend any of the other entertainment venues available at the hotel or just walk around the beautiful grounds. (Bavarian Inn Lodge, Frankenmuth, Ml)

WEDNESDAY, 11 SEPTEMBER

We'll enjoy a provided breakfast at the hotel using a breakfast voucher, then we load and head for Dearborn and 'T he Henry Ford' museum and factory tour. We should arrive about 10 am, opening time for the complex. You'll spend most of the day at the museum, lunch will be on your own there. Your ticket will include the museum and a Rouge Plant tour. The IMAX theatre is on your own. We'll depart the Ford Museum at 4:15 pm, getting a little "down time" at our hotel, The Drury lnn & Suites, Troy, Ml. We leave the Hotel at 5:30 pm headed to the City Center for an included dinner cruise on the Detroit Princess riverboat. We'll return about 9:30 that evening.

THURSDAY, 12 SEPTEMBER

We're starting to head Westward today with a rest stop in Battle Creek, MI, We'll stop for lunch and a tour of the new RV-Motor Home Hall of Fame in Elkhart, IN. This has some very unique and historic old vehicles... Then We'll head south and overnight in Champaign, IL at another wonderful Drury Inn and Suites. Arrival time to coordinate with their "5:30 Kickback", where drinks of your choice and snacks are available for guests. For those wanting more to eat there are local restaurants available...

FRIDAY, 13 SEPTEMBER

We depart from the Drury and after some scenic Illinois country and a couple of rest stops, arrive for Lunch at Lulabelle's and a historic tour in Hannibal, MO. We'll have another rest stop near Brookfield,M0 and should arrive at the HyVee lot a little before 6 pm. (Includes 4 breakfasts, 1 German Dinner, 1 Dinner Cruise and 1 Lunch)

John Osborn was the first email in with floor mat stud

Model A Mystery Part

Here's a part that was used on Model A's. Do you know what it is?

For "Bragging Rights", put your answer on a postcard and send it to:

John Kunkle
305 N 12th Street
Atchison KS 66002

or email John at
techguy@nwmoModelA.com

Picture courtesy of "Mike's "A" Ford-able Partswww.mikes-afordable.com

Floor Mat Snap Stud

This is a special stud to hold the floor mat down. It has a hollow rivet end and must be peened over like the original was.

John Osborn sent the first email identifying this unusually part!

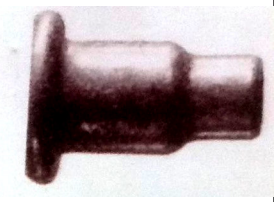

Picture courtesy of "Bratton's www.brattons.com

This is a photograph of the original Walt Disney Studios under construction n Los Angles in 1930 . There are at least six Model A's on the street, and an open-cab pickup inside the grounds. Printed in the 1968 May-June Restorer.



Model "A"ccessory

Here's what had to be one of the more unusual accessories available for the Model A! A Brookville-Ford Station Wagon conversion kit. This kit stated that any Ford model could be adapted for rail transportation . I bet it was a lot of fun to ride in, at least until you saw the train coming!!

Ladies Mystery Item

Ladies, its your turn to guess on a mystery item!

Here's an item from a 1930 jewelry catalog. According to the description, it has a multitude of uses. I will give you a hint—It's in the back section with the house wares and new fangled appliances, and it was made by Sunbeam.



Have fun guessing!

Did you figure out last months item? I didn't! But Karol Russell, Kay Lawler and Sandi Shaw all did! It is a ladies "personal ash tray". The lid opens so you had a receptacle for ashes. Guess this was back from when smoking was considered to be "glamorous".

MOON MANICURE



5-A First stroke of brush outlines moon, moving from left to right

5-B For covered moon, first stroke outlines curve of the cuticle

6 Second stroke covers one side of nail from edge of Stroke 1 to tip

7 Third stroke is lengthwise, covering center portion of the nail

8 For exceptionally wide nails, two strokes are used over center area

9 Operator removes polish from nail edge with tissue-wrapped thumb tip

Illustrations from dazzlingal.com

The half moon or full moon manicure became popular from the late 20's and stayed popular through the 30's. It came back into fashion for a while in the 40s and seems to be regaining popularity again with the younger crowd. A "half moon" leaves just the moon at the base of the nails bare, a "full moon" also leaves the nail tip bare of color. Etiquette book warned ladies not to cover the moon or used "garish colors". Apparently it was considered vulgar and unladylike.

It was acceptable to use clear polish to cover the entire nail over the colored part. Some later instruction books from the later 30's recommend using a light pin color over the whole nail, and then painting the darke0 color over top leaving the moon and tip clear.

An interesting and yummy sounding recipe from the September 1930 issue of Good Housekeeping Magazine!

Caramel Layer Cake

1 1/3 cups sifted Swans Down Cake Flour
½ tsp baking powder
1/3 cup butter or other shortening
1 cup sugar ½ cup milk
2 eggs, well beaten 1 tsp vanilla

Sift flour once, measure, add baking powder, and sift together three times. Cream butter thoroughly, add sugar gradually and cream together until light and fluffy. Add eggs, then flour, alternately with milk, a small amount at a time. Beat after each addition until smooth. Add vanilla. Bake in two greased 8 inch layer pans in moderate oven (375 deg F) 25 mixtures. Spread Carmel Frosting between layers and on top and sides of cake.

Carmel Frosting

3 cups brown sugar 1 tablespoon butter
1 tsp vanilla 1 cup water

Boil sugar and water until syrup forms a soft ball in cold water (238 deg F) Add butter and vanilla and remove from file. When cold, beat until thick and creamy. Thin with cream until of right consistency to spread.

Brands We Still Know!

Cutex was established in 1911, and introduced the first nail colors in 1914. The first liquid nail polish was introduce in 1917 was based on the paints developed by car manufactures, including the lacquers used on the Model T. This gave them a lot more colors possibilities. Prior to that, nail colors were powdered or paste. In 1928, Cutex produced a nail polish remover based on acetone which could be used at home. This opened the market up to many more women, not just the rich ones who could afford the services of a professional beauty shop.

Ad from Vogue 1929

TOURING GUIDE or "RULES OF THE ROAD" '

by Bob Russell

Finally! Spring is here and the Model A Touring season is about to begin. Since we have a lot of new members in our Club and we have all gotten a bit "rusty" over the winter a review of a previously published article on "Touring" might be appropriate.

To some of us touring is the epitome of the Model A hobby. To jump into our eighty year old cars and travel the roads as our ancestors did brings us back to a slow and simpler kind of life where all seems right with the World.

First, let's discuss the tour itself. Tours can vary from a short out and back for lunch to a several day excursion such as the upcoming "Wichita Regional's". One of the certain facts of touring is that the longer the tour, the more preparation and planning will have to be accomplished to make it a success. The reasons we go on a tour are as varied as the individuals that participate. Some tour just to enjoy the experience of driving and sightseeing while others like to partake of the camaraderie within the group while still others like to feel the adventure of the open road as our forefathers experienced it. Whatever reason we tour we would want it to be a pleasurable experience.

A few **COMMON SENSE** actions on our part while touring can lead to a much more pleasurable experience for all taking part with no hurt feelings or ruffled feathers to worry about.

Some guidelines to be adhered to in participating in a tour are as follows:

a. A Leader must be appointed (whether it is two cars or twenty). The leader will brief the group as to route, rest/fuel and/or meal stops, destination and "touring etiquette".

b. A Tail End car or "Sweeper" should be named whose responsibility includes the cohesiveness of the tour as a group. (The leader and tail end car must have operable two-way communications – it is desirable that all of the group have CB radios).

c. Rest stops should be scheduled at least once every hour if not sooner.

d. Absolutely NO PASSING of others in the tour while enroute.

e. Space should be left between tour cars so as to let "modern cars" pass the group safely if they so desire.

f. All tour cars should be alert as to the car ahead of and the car behind him. If either has to stop for any reason he should also stop and pull off the road. In this way the leader will be able to eventually stop and keep the group together as a whole. (the most violated of touring rules)

g. If anyone has to leave the tour he should notify the leader to preclude the group waiting on him.

h. Consideration should be given in large groups (more than ten cars) to splitting the group up and proceed as separate groups with ten or fifteen minute intervals between them.

A few common sense courtesies can go a long way into making a tour very enjoyable and have it operate in a smooth and SAFE manner. Have a Great Model A Day!



For Sale / Wanted

To place an ad send your information to info@nwmoModelA.com, or call or send to Sherry Winkinhofer 816-532-3133

As a service to our members, the three area Model A clubs have decided to mutually share our classified ads sections! We are also now including items from our friends in the Central Iowa Model A Club (this will include Model A specific items only.) Ads will run approximately 3 months unless we are notified that the item is still available.

For Sale: 3.54-1High Speed rear end for sale for $200.00. The Ring Gear has 39 teeth and the Pinion has 11 teeth and they are in very good shape.

Contact: Lance Burton 816-761-9229 (day) 816-809-8648 (evening). (HOA -1/2013)

For Sale: Model A license plates, all years of KS and MO in stock now. Other states available too. Top Dollar Paid!

Contact: Larry Niederschulte 816-365-044 (HOA 12/2012)

For Sale: 1931 Model A Deluxe Coupe with Rumble seat and roll down back window. Maroon with red wheels. $25,000 OBO

Contact: Rick Moody 785-224-0756 (TAKS 03/2013)

Wanted - A 1928 - 1930 Fordor.

Contact: John McClain @ (515) 988-1085 *(CIMA 03/2013)*

For Sale: Leatherback Fordor

Partially restored. New wood and tires. Motor number matches the frame.

Contact: Ronald Bahntge, 620-272-6524 (TAKS 02/2013)

Wanted: Complete emergency break assembly. I bought a project car and it is missing.

Contact: Alex 913 223 7095 (HOA 12/2012)

For Sale: 1931 Model A Ford Coupe runs decent; no rust, very few exterior flaws; hydraulic brakes, rebuilt engine, transmission and rear end $16,500.

Contact 816-510-5926

Ford's Automatic Spoke Welding Machine

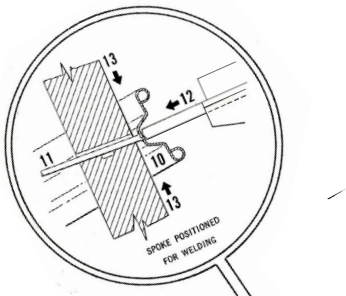

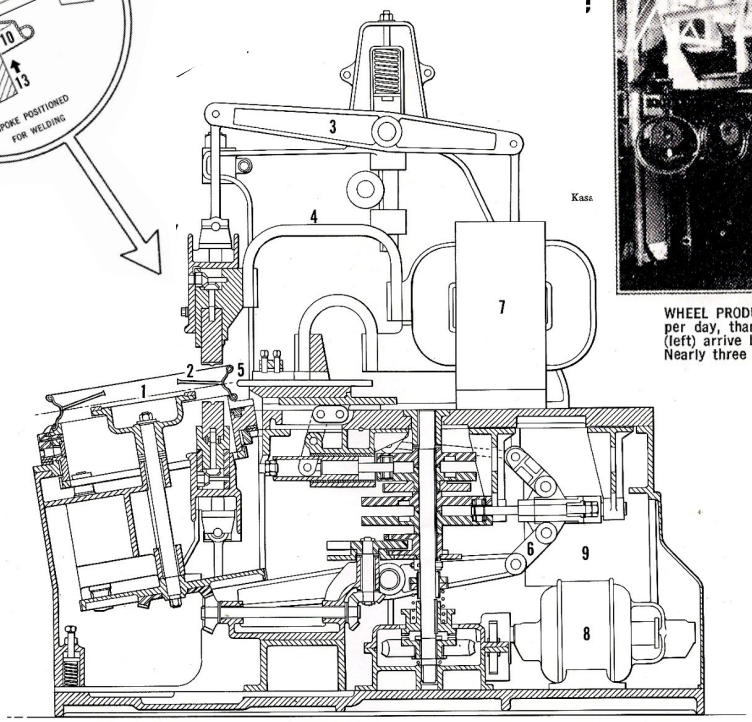

MACHINE SECTIONAL VIEW: 1—Wheel rim positioned for spoke welding (part of jig fixture omitted for clarity). 2—Spoke positioned to rim, ready for welding. 3—Electrode clamping assembly regulated by toggle apparatus, and 4—flexible lead (a laminated conductor). 5—Tip of welding electrode. 6—Portion of toggle apparatus for extending and retracting welding electrode; operated by foot pedal. 7—Coil housing. 8—Motor. 9—Starter box. INSET VIEW: 10—Wheel rim. 11—Spoke, located on rim by mating prick punch on mushroomed end to prick point on rim. 12—Electrode extended into dimple on rim. 13—Electrode clamping devices (above and below spoke) at moment of weld. Arrows indicate movement of electrode (horizontal) and electrode clamps (vertical) to grip spoke and rim for welding process.



WHEEL PRODUCTION at Hamilton plant eventually reached a peak of more than 25,000 wheels per day, thanks to ingenious welding machine invented by Ford engineers. Here empty rims (left) arrive by conveyor at welding machines (center) and completed wheels depart at right. Nearly three miles of conveyors were required, handling a total of 450 tons of material daily.

PHOTO of Hamilton wheel production from the book *Matchless Model A* by Post Publications, Arcadia, Cal.

DRAWING of Ford's spoke welder was made by Art Edwardson of Phoenix, Arizona, *The Restorer* staff illustrator, from a set of original blueprints furnished by Anton John Kasak of South Bend, Indiana.

Found in a copy of the May-June 1968 volume of "The Restore" I bought at the Silent Auction!

Troubleshooting Noisy Engines

Tech Guy John Kunkle is under the weather, so standing in is an excerpt from the May-June 1970 issue of "The Restorer", written by Merle Smith. The original article was titled "Engine Basics and Troubleshooting" and if anyone would like to read the rest of the article, just let me know!

In most cases lack of lubrication is the initial cause of engine knock. Before checking engine for knock be sure oil level is correct. A knocking sound in engine is most likely caused by one of the following: (1) piston slap, (2) valve noise, (3) main bearing knock, (4) rod bearing knock, (5) timing gear knock, or (6) wrist pin knock.

An explanation of each type of knock, method of detection, and method of repair follows.

Piston slap is a sharp metallic noise caused by piston striking cylinder wall at top of power stroke. This can be diagnosed by idling engine and shorting out each cylinder, one at a time until the noise disappears. The cylinder is shorted out by placing a screwdriver against cap of the spark plug and top of the cylinder head causing spark to be diverted away from spark gap. If the knocking noise disappears when one of the cylinders is shorted out, you probably have piston slap in that cylinder. The cure for piston slap is to replace piston if broken. If cylinder is worn excessively, engine would have to be rebored and new pistons installed.

Valve noise is caused by excessive clearance between valve lifter and end of valve itself. This condition can be caused by excessive wear on valve stem or lifter, by poor adjustment, or by a stuck valve. If there is excessive wear on valve stem or lifter, the item worn would have to be replaced. If valve is out of adjustment, merely adjust. A stuck valve can sometimes be loosened by passing oil through carburetor with engine running.

Main bearing knock is usually a dull knock which is noticeable between 20 and 50 miles per hour. Unless main bearings are extremely worn they will not knock excessively while pulling nor while decelerating, but in the range between pulling and decelerating the knock will be loudest. Main bearing knock is caused by excessive clearance between crankshaft and main bearing and can be repaired by adjusting main bearings to a clearance of .0015 using plastic gauge as a reference.

Rod bearing knock is not usually heard at idle speed but is heard just above it and continues as engine speed is increased. To detect difference between piston slap and rod noise, remember that piston slap will leave as engine is accelerated, but rod knock will begin as engine speed is increased. Also, rod knock has a slightly lower pitch than that of piston slap. Rod bearing knock can usually be cured by adjustment. Before installing a new rod it is good practice to "mike" the shaft to determine if it is out of round or is tapered. Rods should be adjusted to .0015 using plastic gauge as reference.

Timing gear knock is most difficult to diagnose. If timing gear is worn or loose it will knock in all speed ranges. There is really no way to be sure if it is in reality the timing gear. However, a better than average method of diagnosing timing gear knock is to run engine slightly above idle speed and slowly open and close throttle. The knock will continue to be present, but just as engine slows down knock will become a slight rattle. The cure for timing knock is simple—replace timing gear. A method of preventing excessive wear is to plug oil return pipe and force oil in valve chamber to return through opening in front of engine over camshaft gear. A little extra oil is required in crankcase when this is done. Also, for longer life a steel or aluminum timing gear can be used instead of the old fiber gear.

Wrist pin knock is also difficult to diagnose and cannot be detected by shorting out cylinders. However, it can be pinpointed by rapidly accelerating engine, then decelerating. The engine will pass through a certain speed range at which the pins will rattle at about the same pitch as a valve tappet. If, in manually checking during overhaul, piston pin is found to be loose, new pins or bushing should be installed on all pistons and rods, and pistons should be realigned.

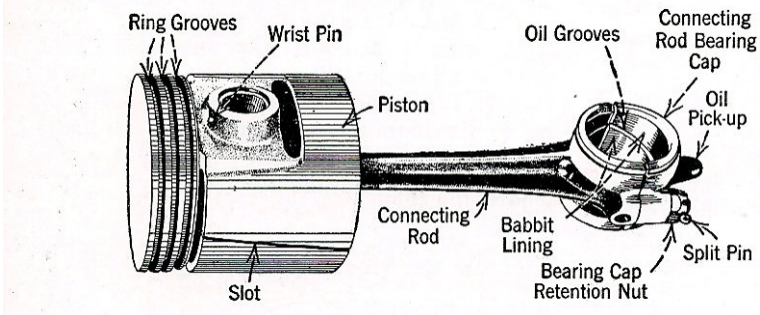

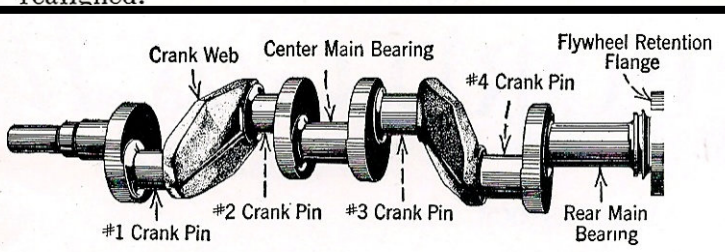

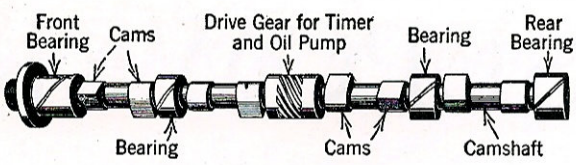

Wed's Technical Meeting & Breakfast*

John Kunkle, Technical Director

John's under the weather at deadline time, so look for this column to resume next month. But you know a lot of talking and drinking coffee went on as usual!

The Next Generation!

Nate Spears, age 16, Grandson of Geneva & Charles Rothrock, returning from taking his Grandfather's Model A pickup for a drive. We expect to see more of Nate as the touring season begins! And the love of these old cars keeps moving through the generations!



New Members

Clay Nygaard with his dad Terry

Clay Nygaard
Overland Park KS

Please welcome Clay and his 1929 Tudor to the club!

Members Billie and John Deal enjoying the last meeting!

Don't forget to check out "The Plain Ol' A's" website!
www.plainolas.com-website

This club invites us on many of their outings and we really appreciate their friendship!

Although always welcome, "Henry's Ladies" are extended a special invitation to attend the Breakfast meeting on the Third Wednesday of each month, to enjoy each other's camaraderie! At this meeting, you know you should always find other club ladies to share the table and a fun and interesting morning with!



"A" REPAIR SHOP

BOB HESS
12731 CHERRY STREET, KANSAS CITY 64145
816-941-4101 Cell: 816-668-3902

SERVICE - REPAIRS - UPGRADES AND COMPLETE RESTORATION
OVER 20 YEARS EXPERIENCE - MAFCA CERTIFIED MASTER JUDGE

A - Z Model A Parts - Zanes

Ron and Sondra Kester, Owners
773 Central Street
Glade, Kansas 67639
Phone: 785-543-6729
Fax: 785-543-3013
e-mail: 2officegirls@ruraltel.net

- Hot Tank
- Heads Rebuilt
- Rotors Turned
- Pistons & Rods
- Surface Grinding
- Bearings Pressed
- Flywheel Grinding
- Crank Shaft Grinding
- Pick Up & Delivery

Bob's Automotive Machine Shop, Inc.

Complete Engine Rebuilding

Cliff McMenomy
421-7656

1207 Swift Avenue • North Kansas City, MO 64116

Crosslink Powder Coating of KC
CERAMIC COATINGS

516 South 70th Street
Kansas City, KS 66111
913-788-2628
crosslinkpowdercoating@hotmail.com

DON'S SERVICE

ALIGN BORING • BABBITING • ENGINE REBUILDING
BORING • MILLING • SLEEVING
VALVE SEATS

DON LOBNER
441-4649

26412 W. 87TH STREET
LENEXA, KS 66227

Mark Freeman

EAGLE AUTO STRIPPING
Blasting With Plastic, Glass & Sand
Fiberglass, Aluminum, Steel, Any Surface
www.eagleautostripping.net

(913) 334-6331
Fax (913) 334-6333

7300 Kaw Drive (K32)
Kansas City, KS 66111

"Best Strip Joint In Town"

BRASSWORKS
Aries Mufflers

New and Used Antique Parts

MILT'S MODEL 'A' REPAIR, PARTS & SALES

F.S. Modern Ignitions . Mitchell Overdrives
Overdrive & 4-Speed Transmissions Installed

806 W South Avenue
Blue Springs, MO 64015
hesfrt@sbcglobal.net

Milton Hessefort
816-229-1949
Cell 816-590-4317

"HAVE AN "A" DAY"

Mike's
Michael Butcher
1-888-879-6453
email: mike@mikes-afordable.com
www.mikes-afordable.com

Specialising in 1928 - 1931 Model A Ford Parts

Snyder's
ANTIQUE AUTO PARTS
12925 Woodworth Rd. New Springfield, OH 44443
The World's Largest Selection of 1909-31 Ford Parts
FREE Fully Illustrated Catalog
$10.00 outside the U.S., Canada, & Mexico
Servicing the Hobby For Over 50 Years!
Toll Free Ordering (888) 262-5712 or FAX (888) 262-5713
For technical info (330) 549-5313 or FAX (330) 549-2211
Order On-Line @ www.snydersantiqueauto.com



SHAW'S PAINTING

Carry in only. Body and paint work

$20.00 an hour.

Can paint all top coats; usually use Dupont finishes

Jim Shaw 816-436-5538

Unique Model "A" T-Shirts
Find that unusual shirt or put your own car on a shirt!

Photos and digital art converted free of charge
A variety of colors, styles, and quality available!

For more info or to inquire about adding your own photo to a shirt, contact:
swinkinhofer@hotmail.com
or leave a message at 816-532-3133

To see current designs available go to
zazzle.com/winks_model_a_tshirts

Invitation To Join Model A Ford Club of America

New Membership

Name _____

Spouse's Name _____

Address _____

City _____

State _____ Zip _____

Country _____ Telephone _____

Permission to publish my telephone number in future Membership Rosters? Yes: ____ No: ____

Gift Membership

Name _____

Spouse's Name _____

Address _____

City _____

State _____ Zip _____

Country _____ Telephone _____

Permission to publish my telephone number in future Membership Rosters? Yes: ____ No: ____

Return this form and payment to:
MAFCA
250 South Cypress Street • La Habra, CA 90631-5515

~ Membership Benefits ~

The Restorer magazine • Technical Support • Local Chapters • National Meets • Era Fashion Guidelines • "How To Restore" Series • Judging Standards and Restoration Guidelines

Dues per year are
U.S. Membership - $40
International Membership - $50
International First Class - $56
Make checks or money orders payable to
MAFCA
U.S. Funds Only

For Credit Card Orders ~ Visa / MasterCard (circle one)

Card Number: ☐☐☐☐☐☐☐☐☐☐☐☐☐☐☐☐

Exp. Date: _____

Signature: _____

_____ Membership Only _____ Membership + Initiation Package

Optional Initiation Package
For New Members Only
1 - Back issue of ***The Restorer***
1 - MAFCA Lapel Pin
1 - MAFCA Decal
1 - Name Badge
Only $10 extra

Source: MAFCA Web Site
2008 Membership Form

MODEL "A" RESTORERS CLUB
6721 Merriman, Garden City, Michigan 48135

Membership Dues: Regular Mail: U.S. $38;
Air Mail: U.S/Canada $50, International $56 for the calendar year.
Includes 6 issues of *Model "A" News* over a calendar year. U.S. funds only

Name (Print) _____
Spouse's Name _____
Address _____
City _____ State _____ ZIP _____
Phone Number _____
Is it ok to list phone number in club roster (yes or no)? _____

Signature _____

EMAIL address _____
Is it ok to list email address in club roster (yes or no)? _____

Circle one: Check | Visa | Master Card | Discover Card

Card Number_____

EXP. Date _____ last 3 digit code on back of credit card: _____

THE ROAD RUNNER

% SHERRY WINKINHOFER

14900 GREEN BRIAR DRIVE

SMITHVILLE MO 64089-8831